

DINMTT

FLUSH MOUNT TOUCH SENSITIVE PUSH BUTTON

DINMTT is a request-to-exit switch, It will work independently (standalone) or can equally be connected via a controller to provide exit from a secured area (Push Button Input).



DINMTT EXIT



DINMTT ARROW

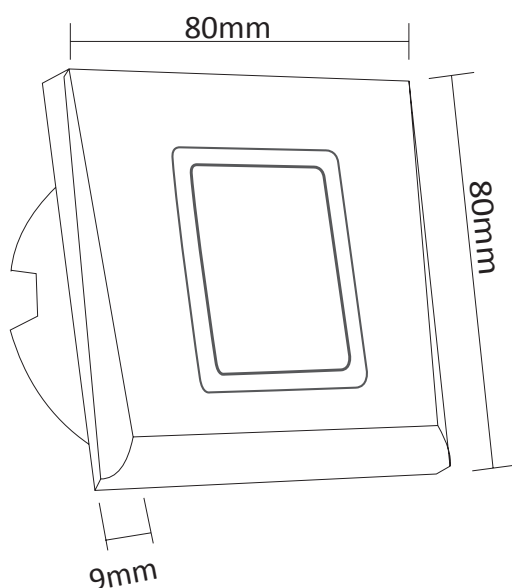
FEATURES

- Feather light touch control
- Works in Pulse and Latch mode
- Ideal for a wide range of applications
- Front dual light indication
- Buzzer sound on every touch

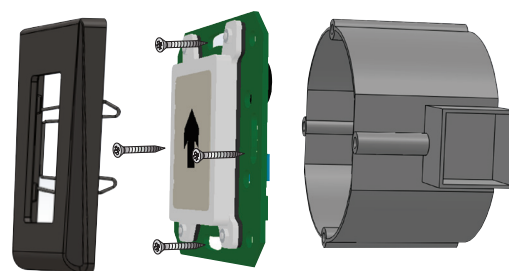
SPECIFICATIONS

- Input voltage: 12-24V DC; 15-24V AC
- Current consumption: max.65mA
- Relay Output: 2A/24V AC/DC
- Indicators-LED: Normal - RED, Relay Operation - GREEN
- Operating Temperature: -20°C to 50°C
- Humidity 5-80% non condensing
- Colours: Silver, Charcoal, and White
- Dimension (mm): 80L x 80W x 9H
- IP Rating: IP40

DIMENSIONS




MOUNTING



APPLICATIONS

Light switch
Exit button (Access control)
Elevator button
Industrial panel

COLOURS



DINMTTS



DINMTTC



DINMTTW