

4

3

2

1

D

D

C


C

B

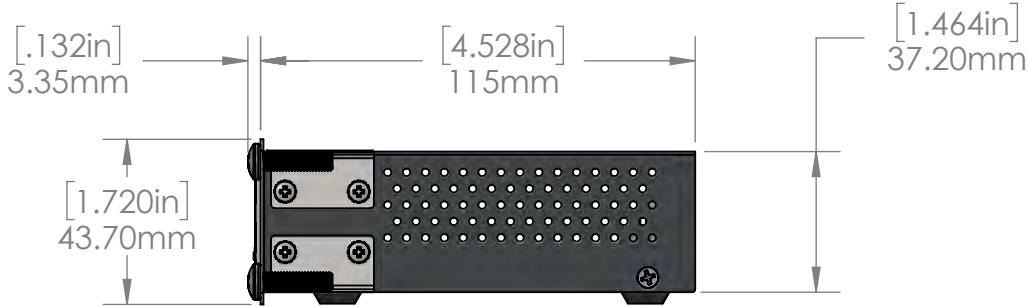
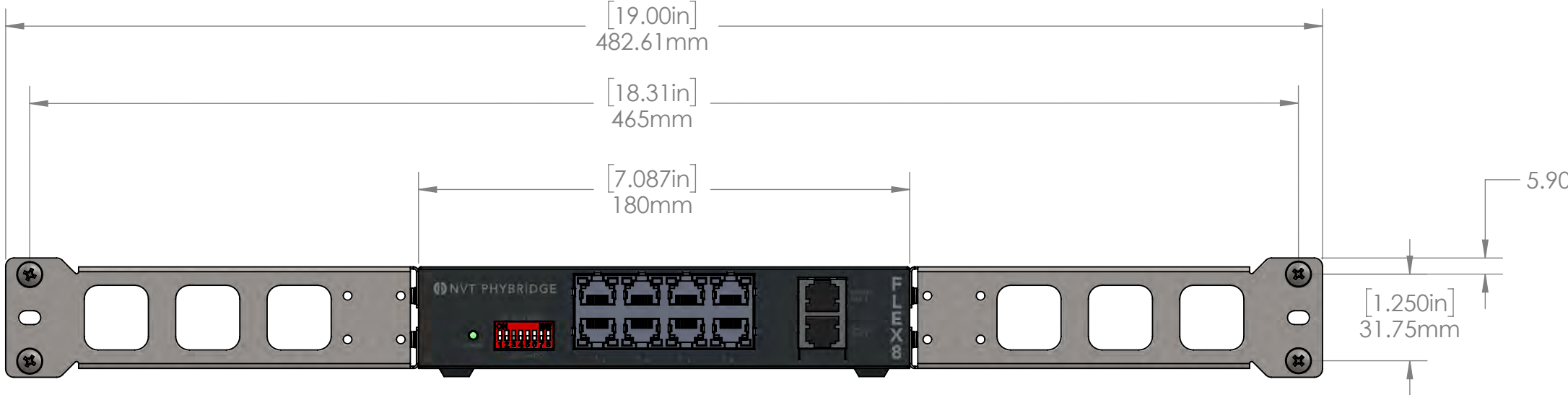
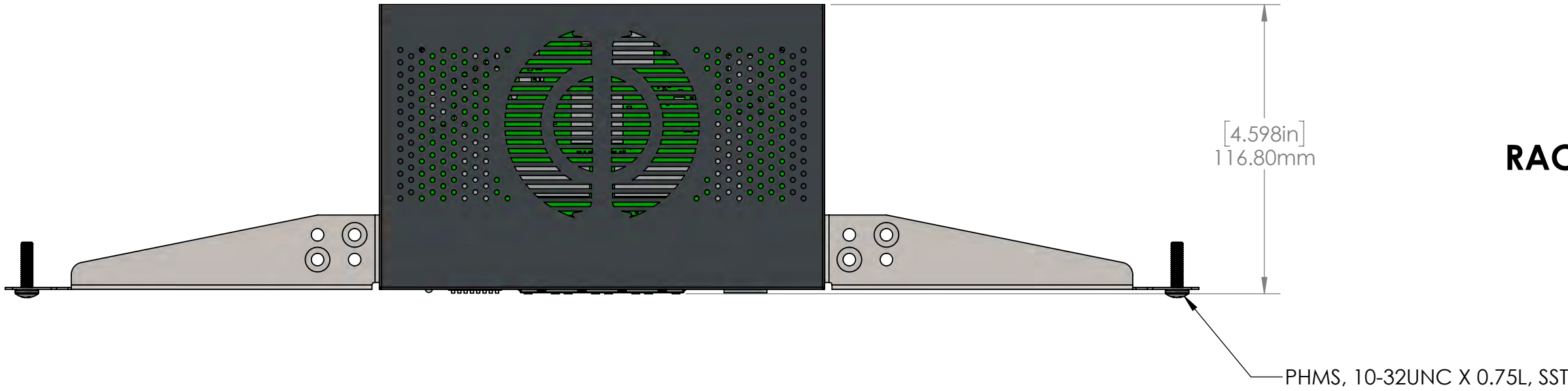
B

A

A




RACK MOUNT CONFIGURATION



These drawings and/or diagrams, including the dimensions indicated, are intended for general reference only. Phybridge Inc. reserves the right to make changes to the drawings and/or diagrams without notice and assumes no liability in connection with their use, including any modification, copying or distribution. While the information on these drawings and/or diagrams is believed to be accurate and reliable, it is provided "as is" without any guarantee, representation, condition or warranty of any kind, either express, implied or statutory. It is the installer's responsibility that our products are installed according to the ceiling or wall manufacturers recommendations.

© 2017 Phybridge Inc. All Rights Reserved.
The contents of these drawings and/or diagrams are and shall remain the sole property of Phybridge Inc. No part of these drawings and/or diagrams may be reproduced, stored or transmitted in any form or by any means, without the prior written permission of Phybridge Inc.

UNLESS OTHERWISE SPECIFIED:		NAME	DATE	 NVT PHYBRIDGE		
DIMENSIONS ARE IN MILLIMETERS		DRAWN		TITLE: FLEX8 RACK ASSEMBLY		
TOLERANCES:		CHECKED				
FRACTIONAL ±		ENG APPR.				
ANGULAR: MACH ± BEND ±		MFG APPR.				
TWO PLACE DECIMAL ±		Q.A.				
THREE PLACE DECIMAL ±		COMMENTS:		SIZE C	DWG. NO. 444-2108-1	REV K
INTERPRET GEOMETRIC TOLERANCING PER:				SCALE: 1:2		
MATERIAL				SHEET 1 OF 2		
FINISH						
DO NOT SCALE DRAWING						

NVT Phybridge Inc.
3457 Superior Ct,
Oakville, ON
CANADA
L6L 0C4
Tel: 888.901.3633
Fax: 866.252.9148

www.nvtphybridge.com

4

3

2

1

4

3

2

1

D

D

C

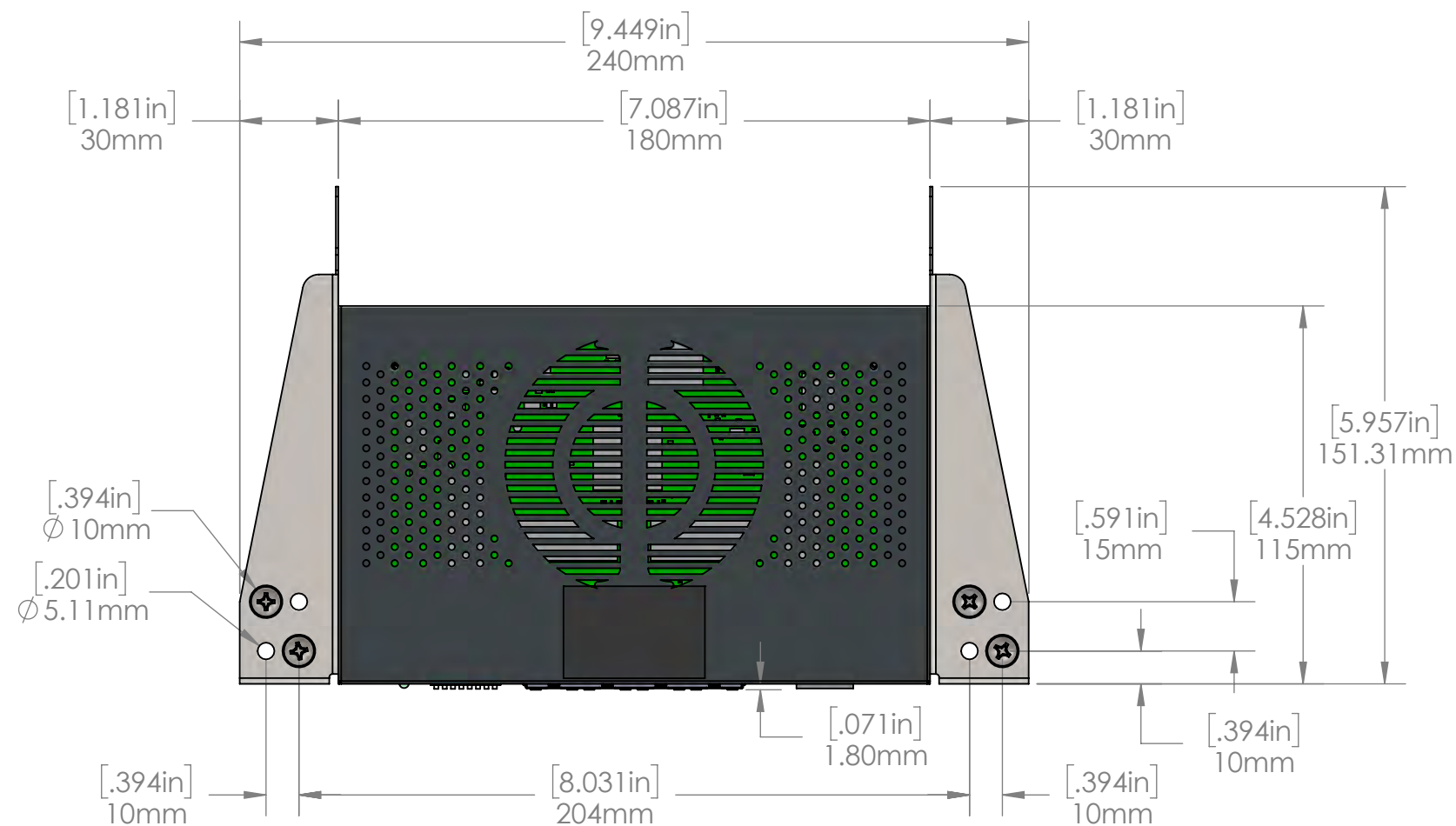
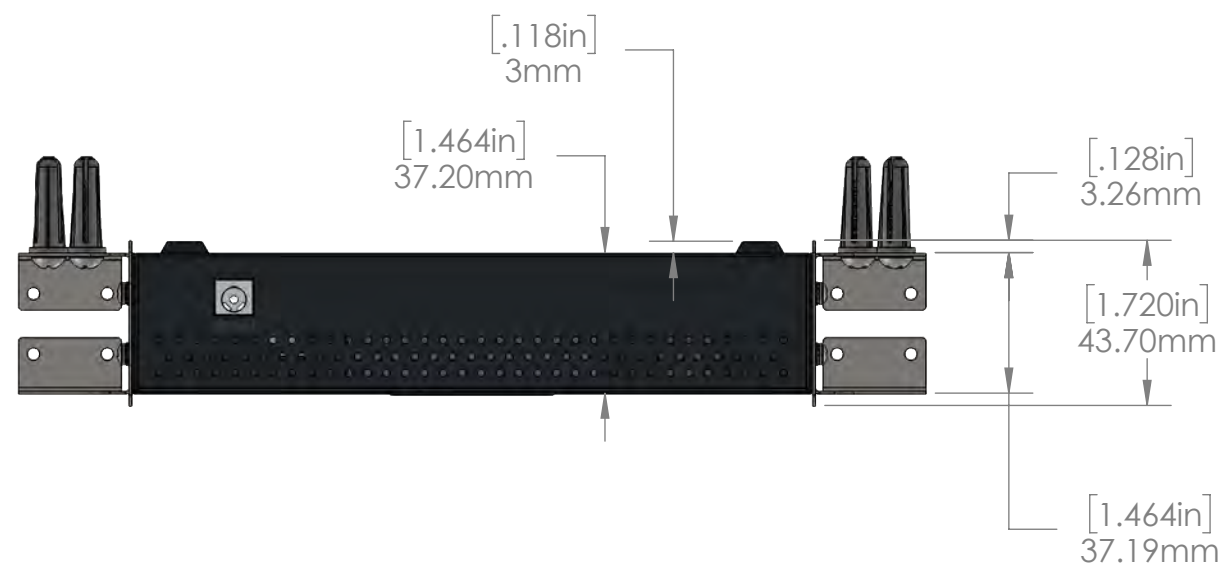
C

B


B

A

A

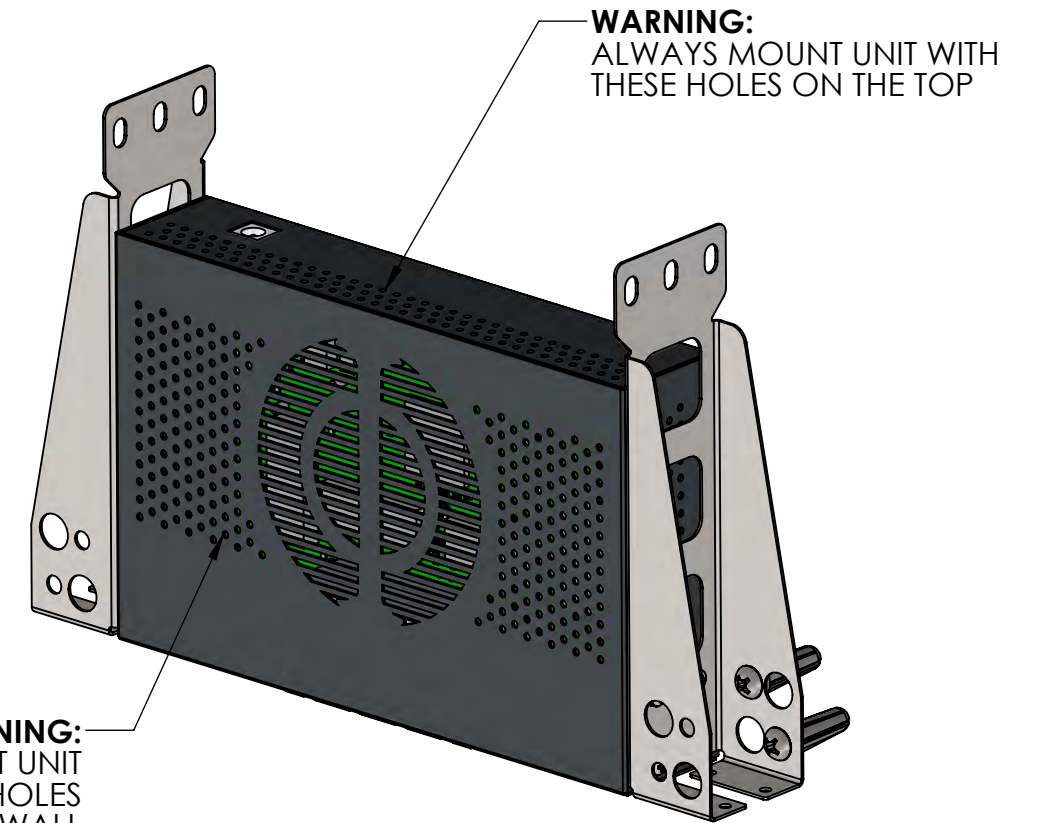


RH SCREW, NO.10 X 0.75L, SST



WALL ANCHOR NO. 10

WARNING:
ALWAYS MOUNT UNIT
WITH THESE HOLES
AWAY FROM THE WALL



WARNING:
ALWAYS MOUNT UNIT
WITH THESE HOLES
ON THE TOP

WALL MOUNT CONFIGURATION

NVT Phybridge Inc.
3457 Superior Ct,
Oakville, ON
CANADA
L6L 0C4
Tel: 888.901.3633
Fax: 866.252.9148

www.nvtphybridge.com

These drawings and/or diagrams, including the dimensions indicated, are intended for general reference only. Phybridge Inc. reserves the right to make changes to the drawings and/or diagrams without notice and assumes no liability in connection with their use, including any modification, copying or distribution. While the information on these drawings and/or diagrams is believed to be accurate and reliable, it is provided "as is" without any guarantee, representation, condition or warranty of any kind, either express, implied or statutory. It is the installer's responsibility that our products are installed according to the ceiling or wall manufacturers recommendations.

© 2017 Phybridge Inc. All Rights Reserved.
The contents of these drawings and/or diagrams are and shall remain the sole property of Phybridge Inc. No part of these drawings and/or diagrams may be reproduced, stored or transmitted in any form or by any means, without the prior written permission of Phybridge Inc.

UNLESS OTHERWISE SPECIFIED:		NAME	DATE
DIMENSIONS ARE IN MILLIMETERS TOLERANCES: FRACTIONAL ± ANGULAR: MACH ± BEND ± TWO PLACE DECIMAL ± THREE PLACE DECIMAL ±	DRAWN		
	CHECKED		
	ENG APPR.		
	MFG APPR.		
INTERPRET GEOMETRIC TOLERANCING PER:	Q.A.		
MATERIAL	COMMENTS:		
FINISH			
DO NOT SCALE DRAWING			
		NVT PHYBRIDGE	
		TITLE: FLEX8 RACK ASSEMBLY	
SIZE C	DWG. NO. 444-2108-1		REV K
SCALE: 1:2		SHEET 2 OF 2	